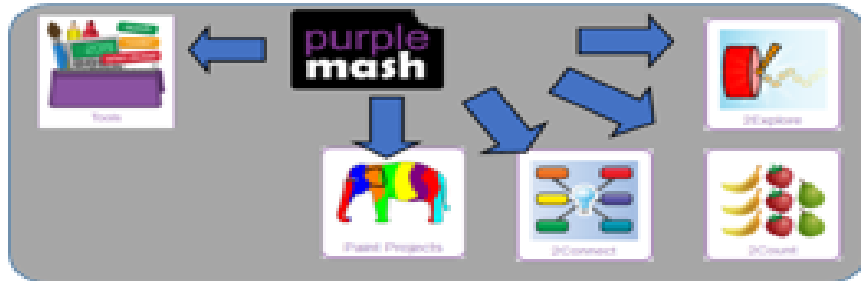


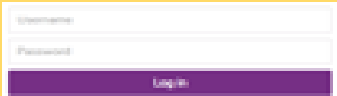


Key Resources




Key Images


Login screen




Avatar




Save your work




The area of Purple Mash where your work is stored




This picture shows you if you have any notifications



Topic section of Purple Mash



Tools section of Purple Mash



Key Vocabulary

Log in - Using a username and password to access a system

Username - A name that is used by a person to access an online site

Password - A series of letters, numbers and special characters that is entered after the username to access an online site. In Purple Mash, this can also be a series of pictures

Avatar - A digital picture to represent someone

My Work - The place on Purple Mash where your work is stored. Only you and your teachers can access this.

Log out - Leaving a computer system.

Save - Store your work as you create something so it can be accessed later.

Notification - A system that lets you know if you have something to look at. On Purple Mash this is shown by a bell.

Topics - The area on Purple Mash that contains ready-made resources.

Tools - The area on Purple Mash with the different learning apps.

Key Questions:

- What is a password and why should we keep them safe?
- What is a digital avatar?
- Where is my work stored on Purple Mash?



Online Safety– Star Steps



Focus	Small Steps	Comment	
Online Safety and exploring Purple Mash	I can log in safely and understand the importance of logging out. I can learn how to find saved work in the Online Work area and find teacher comments.	Self-Assessment : <input type="checkbox"/> <input type="checkbox"/> <input type="checkbox"/>	Teacher Assessment: <input type="checkbox"/> <input type="checkbox"/> <input type="checkbox"/>
	I can explore the Tools and Games section of Purple Mash I can add pictures and text to work.	Self-Assessment : <input type="checkbox"/> <input type="checkbox"/> <input type="checkbox"/>	Teacher Assessment: <input type="checkbox"/> <input type="checkbox"/> <input type="checkbox"/>
	I can open, save and print. I can find saved work in the Online Work area and find teacher comments.	Self-Assessment : <input type="checkbox"/> <input type="checkbox"/> <input type="checkbox"/>	Teacher Assessment: <input type="checkbox"/> <input type="checkbox"/> <input type="checkbox"/>